

### BACKGROUND

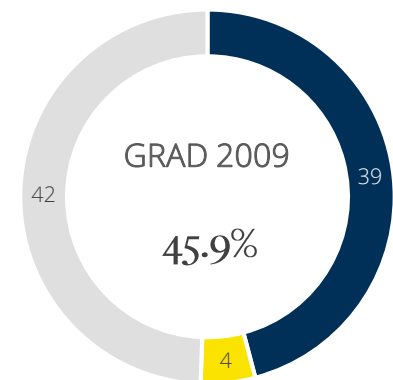
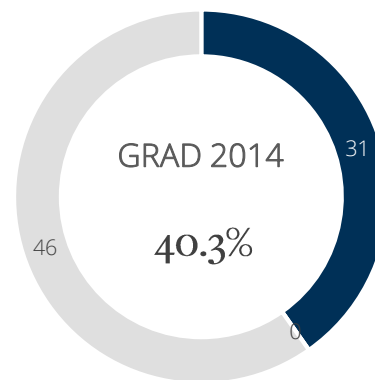
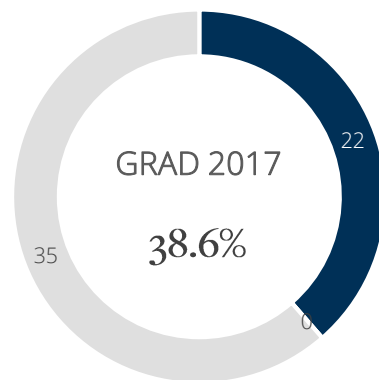
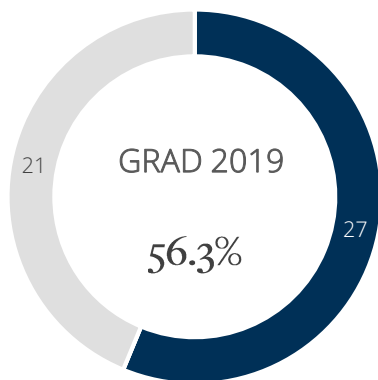
In October 2019, we invited our Bachelor of Arts (BA) alumni from the graduating classes of 2019, 2017, 2014, and 2009 to share their post-graduation experiences. The responses gathered are being used to provide insight and data to inform and improve what Briercrest College and Seminary offers to our students. We share these results as a practice of accountability to our Briercrest family and to our accrediting bodies. We are grateful for the engagement of our alumni and look forward to hearing back from more of you as we continue to send out our alumni survey each year.

### SURVEY DETAILS

Each year, the alumni survey is sent to four cohorts: those who had graduated approximately 6 months, 2 years, 5 years, and 10 years prior to the survey date.

#### Response rates per cohort (Based on qualified respondents)

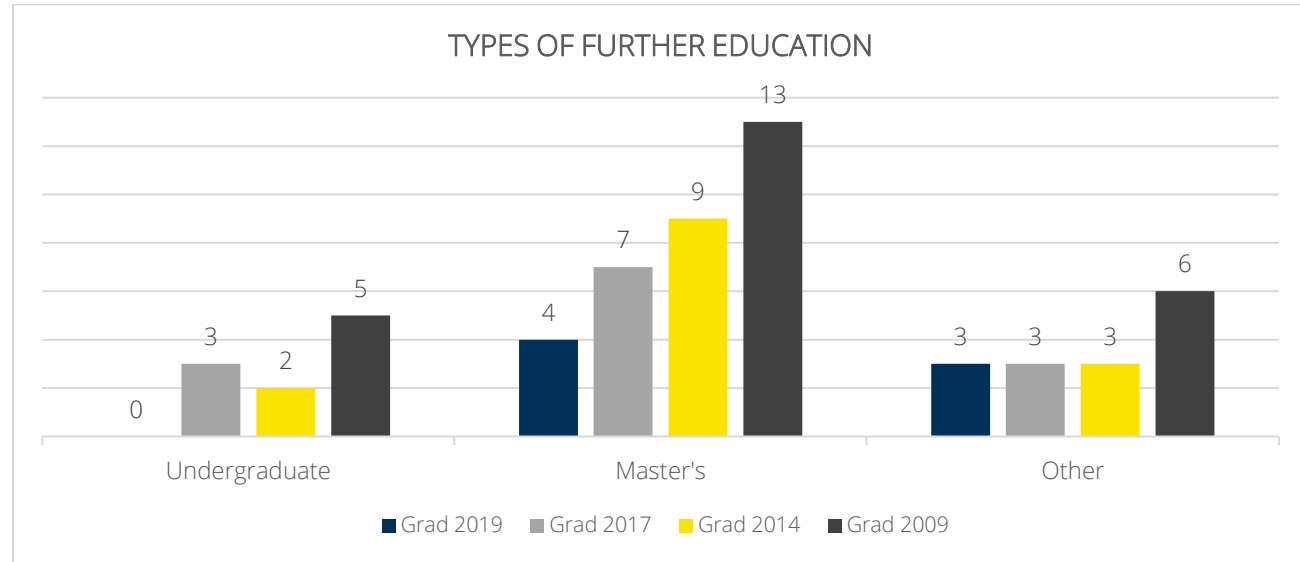
■ Qualified respondents ■ Bounced ■ No response



### FURTHER EDUCATION

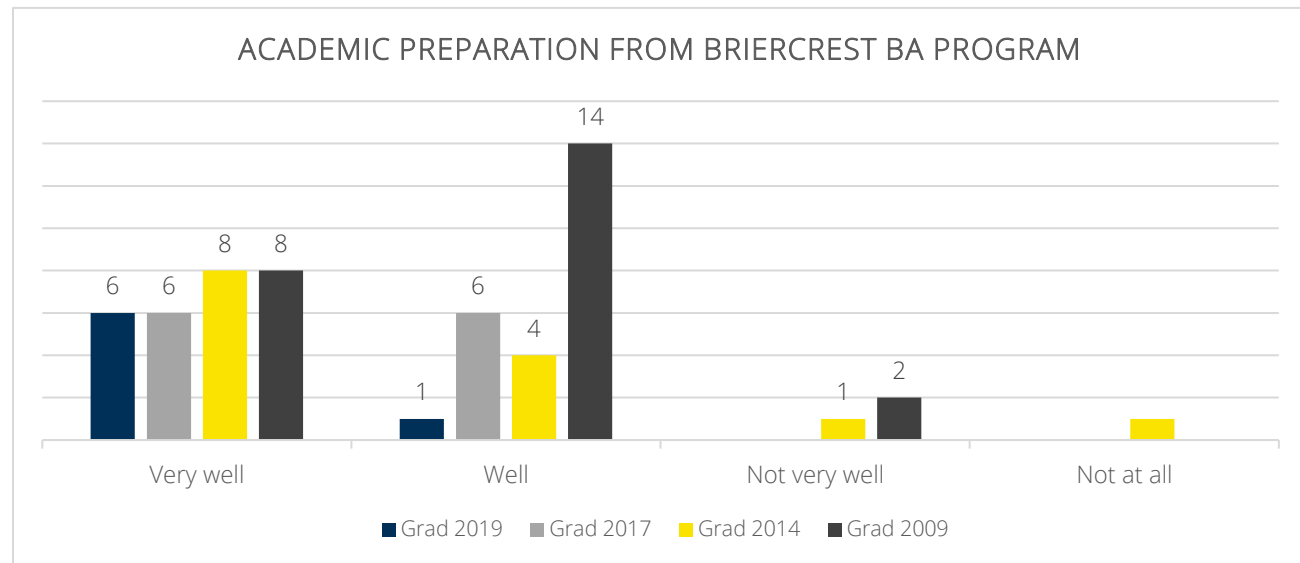
# 50%

Of total survey participants indicated having taken or are currently enrolled in further formal education or training.



# 90%

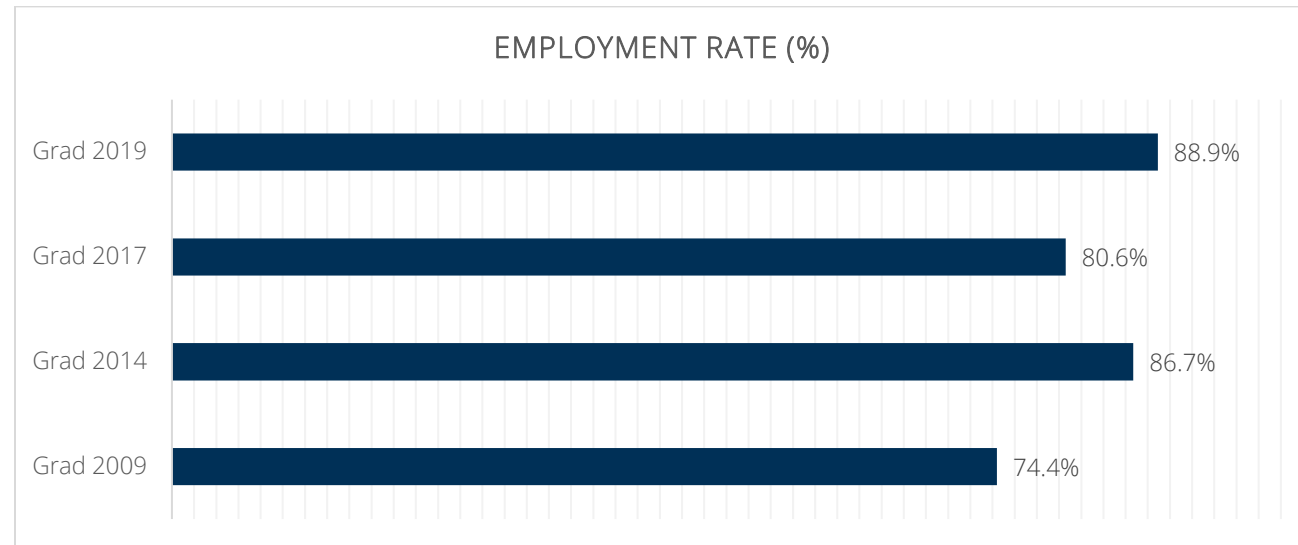
Of survey participants who pursued further formal education or training indicated that their Briercrest BA program academically prepared them "Very Well" or "Well".



### CURRENT EMPLOYMENT

# 84%

Of total survey participants indicated being currently employed.



# 82%

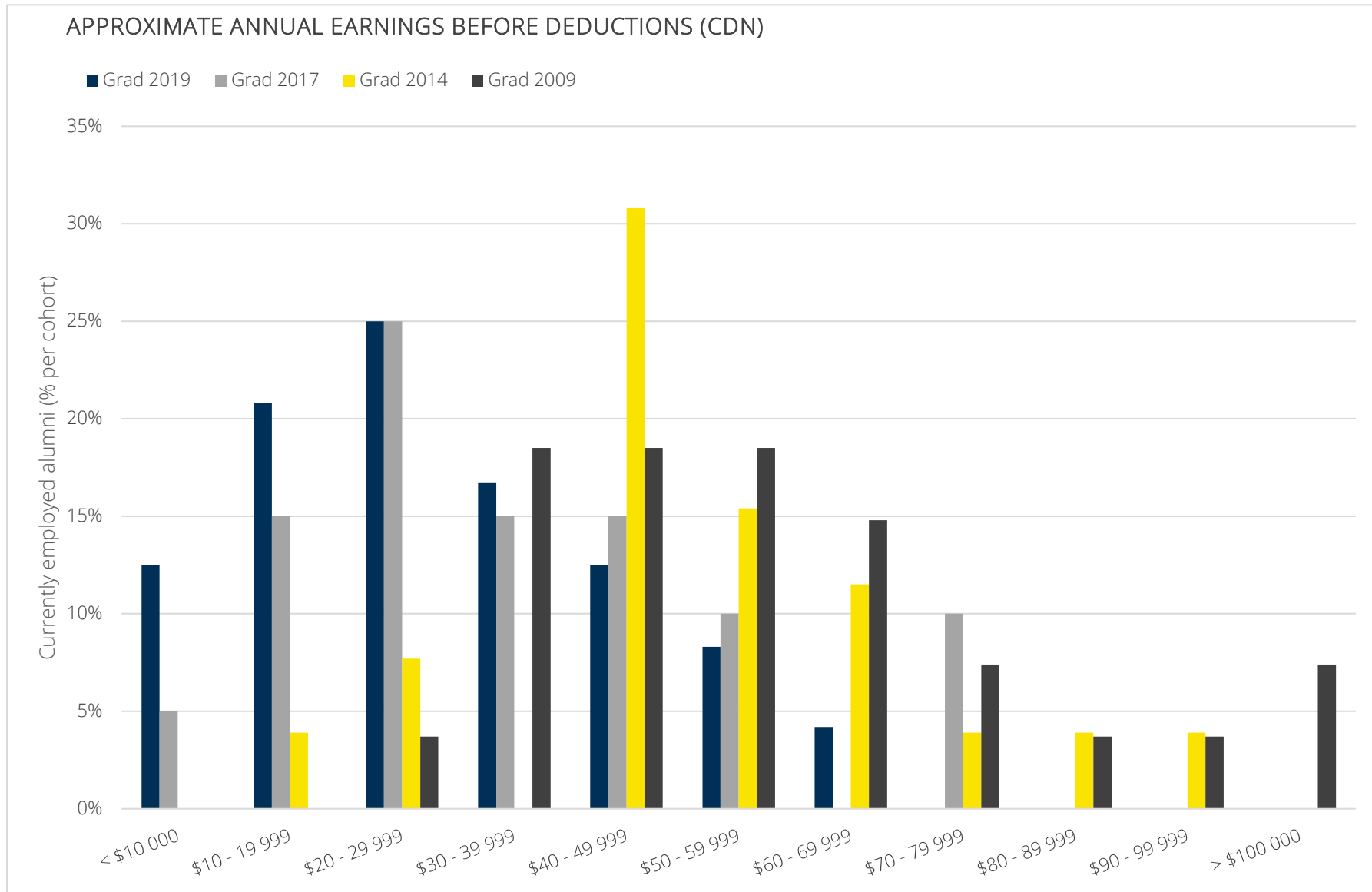
Of currently employed survey respondents indicated the **usefulness of their Briercrest education in their current work** as "Very useful", "Useful", or "Somewhat useful".

# 91%

Of currently employed survey respondents from the Grad 2019 and Grad 2017 cohorts **spent less than six (6) months job searching** before obtaining their first job after graduation.

# 80%

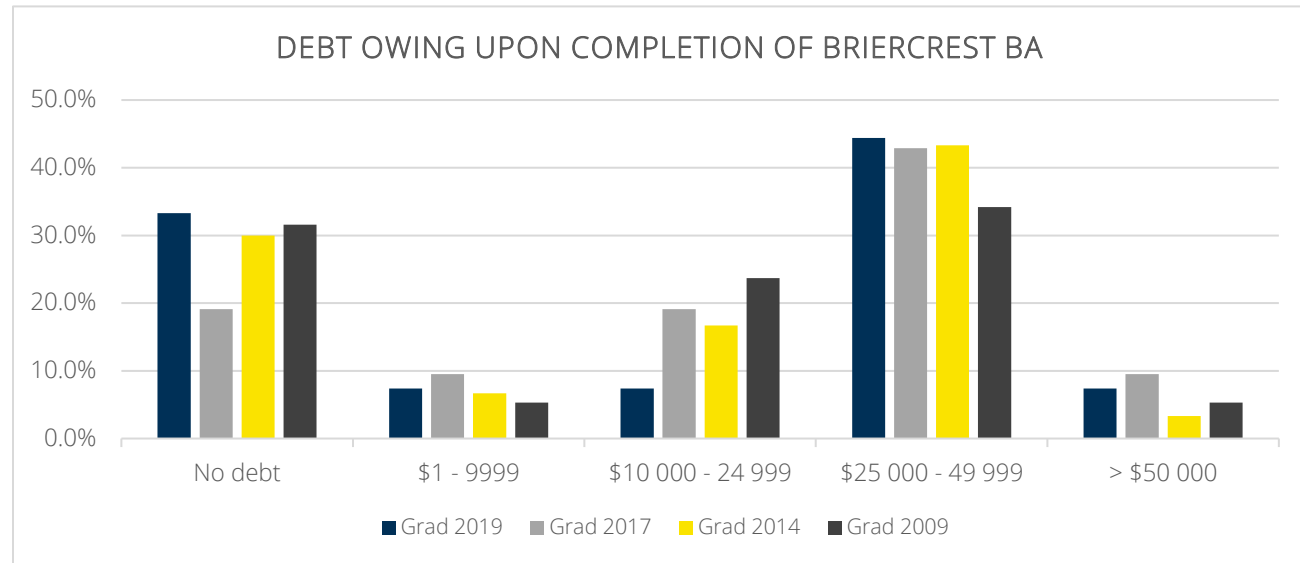
Of currently employed survey respondents indicated their **job satisfaction** as "Very satisfied" or "Satisfied".



### DEBT REPAYMENT

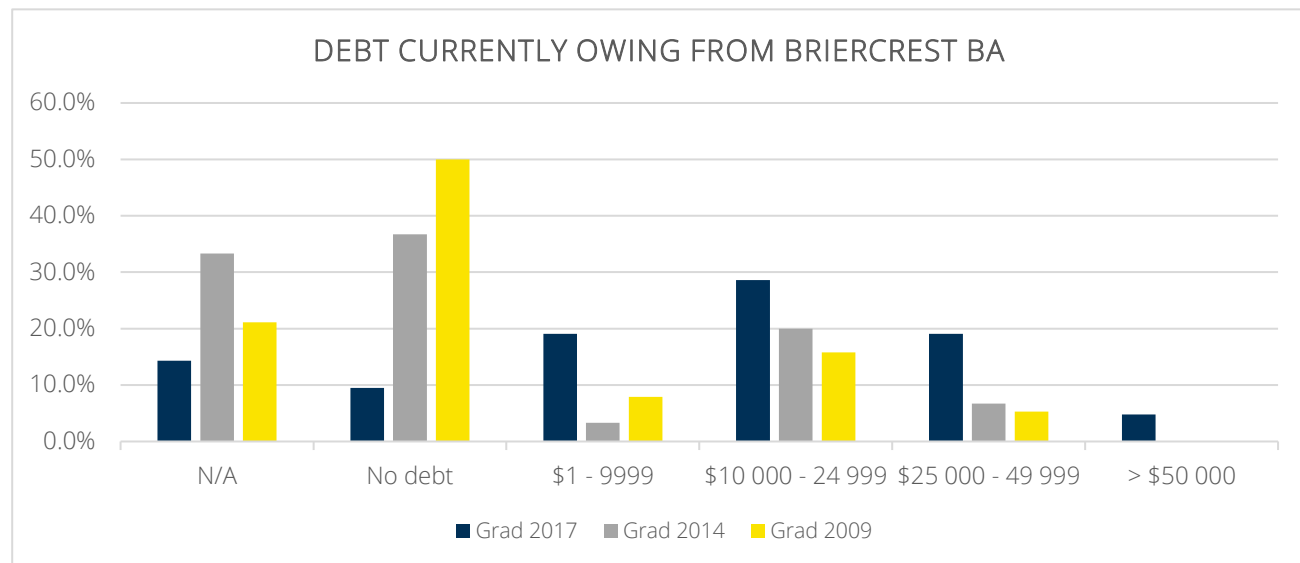
29%

Of total survey participants indicated having completed their Briercrest degree without debt.



58%

Of our 2-year, 5-year, and 10-year survey participants indicated having repaid all their debt or that debt repayment was not applicable.



### Top 3 areas of influence



**#1 CHRISTIAN MINISTRY**  
(includes work with camps and churches)



**#2 EDUCATION**  
(includes K-12, higher education, language centres)



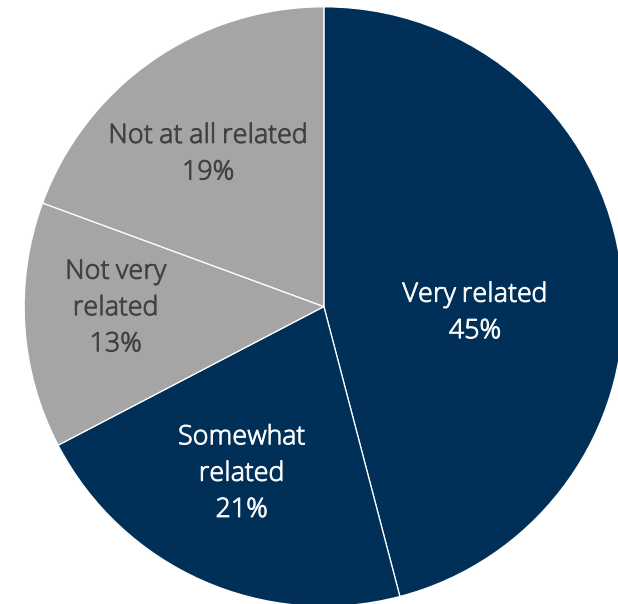
**#3 FINANCE & TRADES**  
(includes accounting, banking, and technology)

### INDUSTRIES IMPACTED BY BRIERCREST ALUMNI

- Accounting
- Agriculture
- Business
- Camps
- Child Care
- Christian Ministry (includes work in churches across North America)
- Charities and Non-profits
- Contracting
- Counselling
- Customer Service
- Drop-in Centers
- Education
- ESL instruction
- Finance
- Health and Mental Health Care

- Higher Education
- Insurance
- Manufacturing
- Marketing
- Photography/Videography
- Public Services
- Real-Estate
- Recreation
- Retail trade sector
- Sales
- Social Services
- Software
- Technology
- Tourism
- Woodworking
- Youth and Family Services

### JOB-RELATEDNESS TO BRIERCREST BA PROGRAM (ALL COHORTS)



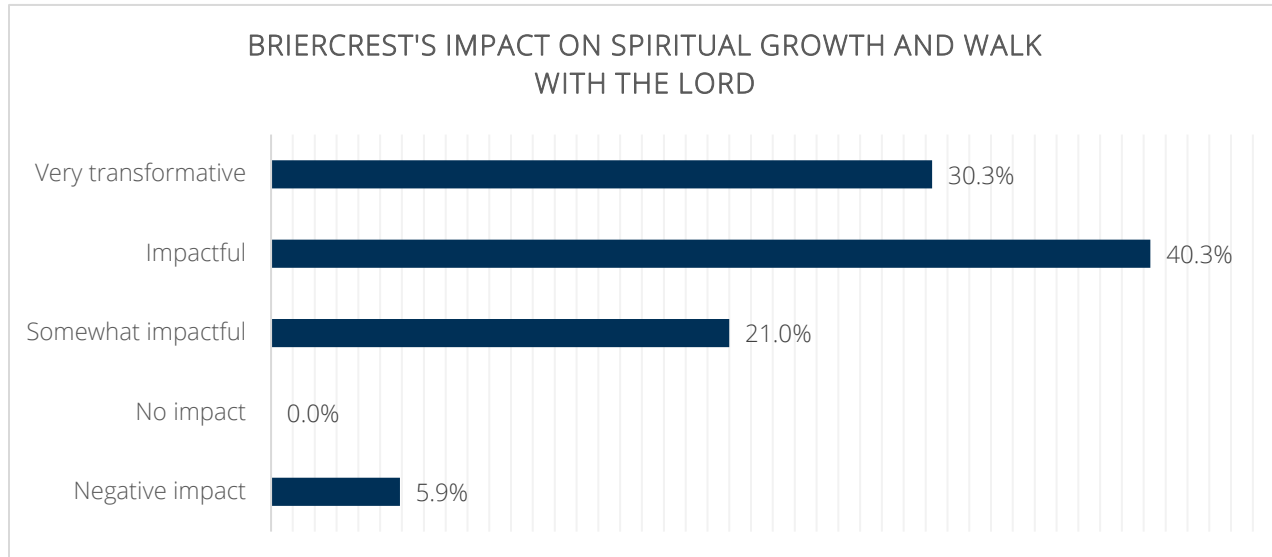
### Top reasons for not working in a job directly related to the Briercrest degree earned

- Change in career interest
- Pay
- Job in field of study not available
- Working conditions (e.g., hours, benefits, work environment)

### SPIRITUAL LIFE

# 92%

Of total survey respondents indicated that Briercrest contributed to their spiritual growth and walk with the Lord.



# 86%

Of total survey respondents indicated that they are currently connected with a local church (i.e., "official congregation").

# 80%

Of total survey respondents indicated that Briercrest had prepared them for participation in the local church.

# 49%

Of survey respondents who indicated a current connection with a local church are involved in volunteer support or volunteer leadership roles; this does not include those in paid positions.

### BRIERCREST INVOLVEMENT

TOP FIVE WAYS OUR ALUMNI ARE CURRENTLY INVOLVED WITH THE BRIERCREST FAMILY	
54%	Remain connected with other Briercrest alumni
39%	Keep up with Briercrest on our social media platforms
29%	Promote Briercrest within their networks
29%	Remain connected with Briercrest faculty/staff
26%	Read our regular Briercrest mailings and other communications sent

# 86%

Of total survey respondents indicated that they would send a relative to attend **Briercrest**

#### More ways you can stay connected with Briercrest after you graduate

- Share your stories with us.
- [Contact us](#) to update changes to your legal name and/or contact information.
- Experience the fellowship and learning at Briercrest without the homework! (Find out more about the [Back-to-Briercrest scholarship](#).)
- Come out for a visit! (Call your fellow alums and make it a road trip reunion.)
- Check us out on our social feeds!